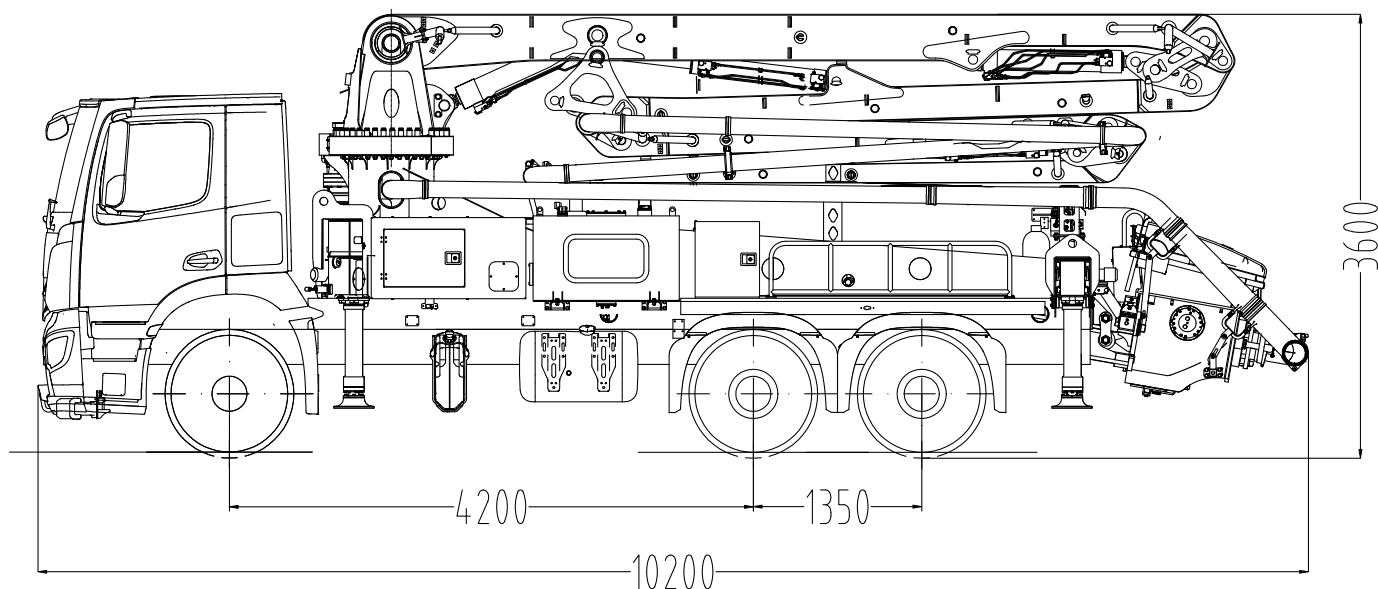


Truck-mounted concrete pump

SY25 Z4-150

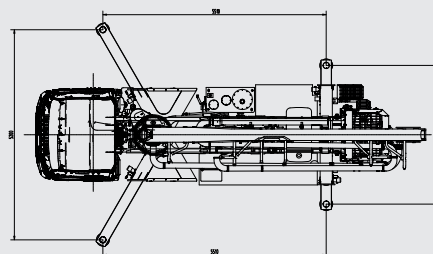
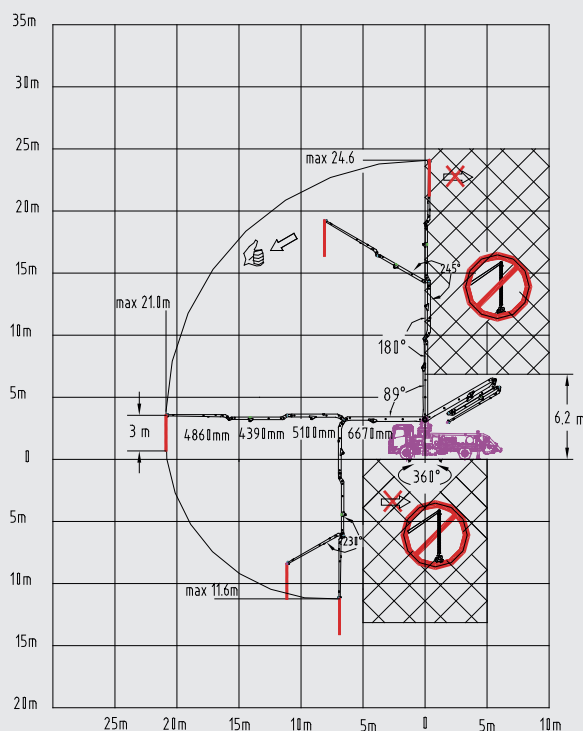


Note: Standard version. Dimensions and weights depend on truck, pump model and equipment. For illustration only.

Technical data

Boom	Folding system	4-arm Z
	Vertical reach	24.6 m
	Horizontal reach	21.0 m
	Reach depth	11.6 m
	Unfolding height	6.2 m
	End hose length	3 m
Support	Outrigger spread front	5.2 m
	Outrigger spread rear	3.4 m
Dimensions	Overall length	10.2 m
	Width	2.5 m
	Height	3.6 m
Core pump	Output	137 m ³ /h
	Pressure	70 bar
	Strokes/min	34
	Delivery cylinder Ø	230 mm
	Stroke length	1600 mm

Reach diagram / support



Standard Equipment SY25 Z4-150

Chassis	Transfer Gear Box	Support	Support plates (4x) in magazine (2x) open
	Towing eye		Swivel support plates
Cleaning	Water tank 400 l	Safety	Chassis horn via remote control on hopper
	Water pump 150 l/min 20 bar		Handrail on rearsteps
Delivery line	2-layer delivery line – DN 125, 5.5"		Horn at the boom, button on rear controlbox
	End hose 3 m DN 125, 5.5"		Warning device boom not in cradle
Hopper	Concrete hopper with agitator	Additional features	User manual and spare part list
	Central lubrication hopper, hydraulically		Stowage Box
	Hard metal wear parts kit		Painting: Pedestal, hopper, arm assembly and delivery line in RAL 9010 Pure white
	Switchover cylinder diameter = 100 mm		Platform aluminum
	Agitator safety switch off, lever switch		Rear steps, left & right side
Lighting	Working light for illuminating hopper		Plastic hopper cover, foldable
	Side marker lamps		Vibrator on hopper grid, radio remote/on site controlled
Pump	Core pump with 1600 mm stroke		
	Delivery cylinder with 230 mm diameter		
	Core pump with 137 m³/h delivery rate		
	Delivery cylinder chrome-plated		
	Delivery piston standard		
Control System	SANY SYLD user interface display		
	SANY SYMC control system		
	Radio remote control proportional		
	2nd radio remote control incl. 40 m cable		

See quotation for exact serial delivery scope.

Materials and specifications are subject to change without further notice in accordance with our continuous technical innovations. Photos and illustrations may include additional equipment.
All rights reserved. 22.01

Putzmeister Concrete Pumps GmbH

Max-Eyth-Straße 10 · 72631 Aichtal, Germany
P.O.Box 2152 · 72629 Aichtal
Tel. +49 (7127) 599-0 · Fax +49 (7127) 599-520
pmw@putzmeister.com · www.putzmeister.com